


Capital Letters and Full Stops

Luvakass the alien has been learning a lot about the world since his arrival on Earth from the planet Inko. However, one thing he has definitely not got the hang of is when to use capital letters and full stops.

Can you look at this letter he has written back to his family on Inko one sentence at a time and help him by correcting the mistakes he has made?


dear mum and dad
i have now been on earth for two weeks
it is very different to inko
people drive around in metal boxes
food is eaten by putting it in your face
water falls out of the sky a lot
i miss you all
love from luvakass

mum and dad
inko
milky way west
local cluster



Luvakass has also written this postcard from Earth to his cousins - can you rewrite it and correct his capital letters and full stops for him?

dear capri and mustic	
hi from earth i am having a lovely time I have been staying with two children called sara and david they have taught me a lot about the world here you use bits of metal to eat with and you sleep lying down hope you are well see you soon	
luvakass	



Full Stops and Capital Letters

Remember

- Sentences start with a capital letter.
- Sentences end with full stop.
- Names start with a capital letter.

Read these sentences. Write each one yourself with a full stop and capital letters in the right place.

1. mark and carl got wet in the rain

2. the man gets up at six in the morning

3. jill has fair hair but jack has dark hair

4. jim has six big coins

5. i can hear an owl hoot at night

6. nan is sitting on the chair

7. bow down to the king and queen

8. gurdeep had a chat with his dad

Full Stops and Capital Letters

In the woods

Read the sentences below. Can you spot the full stops and capital letters that are in the wrong places? Write the sentences out yourself with capital letters and full stops in the right places.

1. liv has a dog and a cat

2. ben the dog. runS to THE Woods

3. he is Looking for rabbits But sees. a fox

4. the fox Sees him. and Rushes off to its den

5. ben dashes after. It But Cannot see it

6. he Feels. Sad and runs Back to HIS kennel

7. tim the Cat has. no food

8. tim Looks. in the bin

9. the. bin Has a Fish in it

10. tim sits on. the Mat

Full Stops and Capital Letters

On the Farm

Read the piece of writing below. Think about when a sentence ends and when a new one begins. Write the sentences out yourself, adding in any full stops and capital letters.

I will soon visit my nan at her farm nell and her sister may join me she will let us feed the hens she has goats and cows as well as hens it is fun on the farm

At the River

Read the piece of writing below. Think about when a sentence ends and when a new one begins. Write the sentences out yourself, adding in any full stops and capital letters that are needed. Can you add your own sentences about something else that is happening at the river?

max and vikram sail a wooden boat jeff chucks bits of a bun in the river for the ducks yasmin sits on a rock and looks for fish bill and bob see an eel ken the dog sits down in the mud and gets in a mess.

Full Stops and Capital Letters Answers

Read these sentences. Write each one yourself with a full stop and capital letters in the right places.

1. Mark and Carl got wet in the rain.
2. The man gets up at six in the morning.
3. Jill has fair hair but Jack has dark hair.
4. Jim has six big coins.
5. I can hear an owl hoot at night.
6. Nan is sitting on the chair.
7. Bow down to the king and queen.
8. Gurdeep had a chat with his dad.

In the Woods

Read the sentences below. Can you spot the full stops and capital letters that are in the wrong places? Write the sentences our yourself with capital letters and full stops in the right places. Liv has a dog and a cat.

1. Ben the dog runs to the woods.
2. He is looking for rabbits but sees a fox.
3. The fox sees him and rushes off to its den.
4. Ben dashes after it but cannot see it.
5. He feels sad and runs back to his kennel.
6. Tim the cat has no food.
7. Tim looks in the bin.
8. The bin has a fish in it.
9. Tim sits on the mat.

Full Stops and Capital Letters

Remember

- Sentences start with a capital letter. • Sentences end with a full stop.
- Names start with a capital letter.

Read these sentences. Write each one yourself with a full stop and capital letters in the right places.

1. paul eats peas with his meat

2. kay must pay for her new bike

3. we can bake a pie today

4. the boys shout as they play outside

5. they saw that the dog had hurt its paw

6. children like the seaside

7. loud sounds can be annoying

8. mum gave us a few grapes as a treat

Full Stops and Capital Letters

In the Woods

Read the sentences below. Can you spot the full stops and capital letters that are in the wrong places? Write the sentences out yourself with capital letters and full stops in the right places.

1. chris Found his Wallet in. the drawer

2. soup is A. healthy Kind of food

3. grown-ups Teach us at. school

4. snow and Rain are part of. our winter weather

5. you can See clowns at. a circus

6. we could. fly To africa on a Plane


Full Stops and Capital Letters

7. the thief was. Kept in prison

8. we Can make. models. from card

9. cows And. sheep May graze in a meadow

10. the. puppy Was very playful



Full Stops and Capital Letters

Answer Sheet

Read these sentences. Write each one yourself with a full stop and capital letters in the right places.

1. Paul eats peas with his meat.
2. Kay must pay for her new bike.
3. We can bake a pie today.
4. The boys shout as they play outside.
5. They saw that the dog had hurt its paw.
6. Children like the seaside.
7. Loud sounds can be annoying.
8. Mum gave us a few grapes as a treat.

Read these sentences. Can you spot the full stops and capital letters that are the wrong places? Write the sentences out yourself with capital letters and full stops in the right places.

1. Chris found his wallet in the drawer.
2. Soup is a healthy kind of food.
3. Grown-ups teach us at school.
4. Snow and rain are part of our winter weather.
5. You can see clowns at a circus.
6. We could fly to Africa in a plane.
7. The thief was kept in prison.
8. We can make models from card.
9. Cows and sheep may graze in a meadow.
10. The puppy was very playful.

The Old Pony

Read the piece of writing below. Think about when a sentence ends and when a new one begins. Write the sentences out yourself, adding in any full stops and capital letters that are needed. Can you add your own sentences to tell us what happened next in the story?

Joe, the old pony, was in his field. He was so old and slow that nobody rode him anymore. The wind was blowing. He felt cold and lonely.

Just then, Jazz and Hal rode by on their bikes. They were going home for tea. They felt so sorry for old Joe that they stopped to stroke him.

At tea time they told Dad about Joe. Dad said he would help him. After tea, Dad went to the shed and got an old green coat and a thin rope. Jazz and Hal got the end of a loaf of bread.

Dad and Jazz and Hal went back to Joe's field. Quickly, Dad put the old coat over Joe's back and tied it on with rope. In no time at all, Joe was as warm as toast. Jazz and Hal gave Joe some of the loaf to eat.



Capital Letters for Names

I can use capital letters for the names of people, pets and places.



Remember that:

Capital letters are needed for names.


1. Use the pictures to help create your own sentence.



_____ and _____ have a cat called _____.

Teacher checks: Read it again Finger spaces Capital letters for names Full stop

2. Use the pictures to help create your own sentence.



The _____ lives in a big city called _____.

Teacher checks: Read it again Finger spaces Capital letters for names Full stop

Challenge!

Finish this sentence. **Remember: Capital letters for names.**

My teacher is called _____.



Capital Letters for Names

I can use capital letters for the names of people, pets and places.



Remember that:

Capital letters are needed for names.

1. Use the pictures to help create your own sentence.



Teacher checks: Read it again Finger spaces Capital letters for names Full stop

2. Use the pictures to help create your own sentence.



Teacher checks: Read it again Finger spaces Capital letters for names Full stop

Challenge!

3. Finish this sentence. **Remember: Capital letters for names.**

My teacher is called _____.

1. Use the pictures to help you create your own sentence.
Multiple answers possible. Ensure there is a capital letter for each name. An example could be:



Anita



Todd



Sparkle

_____ *Anita* _____ and _____ *Todd* _____ have a cat called _____ *Sparkle* _____.

2. Use the pictures to help you create your own sentence.



Queen



London

The _____ *Queen* _____ lives in a big city called _____ *London* _____.

3. Finish this sentence.
Multiple answers possible. Ensure there is a capital letter for each name. An example could be:

My teacher is called _____ *Miss* _____ *Harris* _____.

Date: _____

Name: _____

Using Capital Letters

Read the words below.

Which words need a capital letter?

If the word needs a capital, write the word in the box.

<p>table</p>  <input type="text"/>	<p>sydney</p>  <input type="text"/>	<p>fruit</p>  <input type="text"/>
<p>dog</p>  <input type="text"/>	<p>melissa</p>  <input type="text"/>	<p>humpty dumpty</p>  <input type="text"/>
<p>hot chips</p>  <input type="text"/>	<p>australia</p>  <input type="text"/>	<p>horse</p>  <input type="text"/>
<p>flowers</p>  <input type="text"/>	<p>december</p>  <input type="text"/>	<p>earth</p>  <input type="text"/>
<p>crayons</p>  <input type="text"/>	<p>lunch</p>  <input type="text"/>	<p>mrs hogg</p>  <input type="text"/>


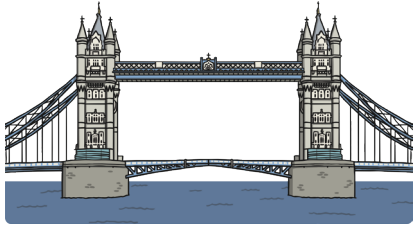












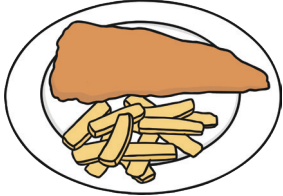
Year 1 English Capital Letters and Full Stop

Learning From Home Activity Booklet

Statutory Requirements	Activity Sheet	Page Number	Notes
Pupils should be taught to use a capital letter for names of people, places, the days of the week, and the personal pronoun 'I'.	Find the Words!	2	
	Calendar Challenge	3	
	Professor Punctuation's Challenge	4	
	Common and Proper Nouns	5	
Pupils begin to punctuate sentences using a capital letter and full stop.	Add the Full Stops and Capital Letters	6	
	Correct the Sentences	7	
	Give It a Go!	8	
	In the Countryside	9	
Pupils should be taught to write sentences by saying aloud what they are going to write about and compose a sentence orally before writing it.	Give It a Go!	8	
	A Parent's Guide to Terminology	10	

Find the Words!

Tick the boxes if you think the word needs a capital letter.

 pen <input type="checkbox"/>	 london <input type="checkbox"/>	 fruit <input type="checkbox"/>
 cat <input type="checkbox"/>	 ben <input type="checkbox"/>	 spain <input type="checkbox"/>
 food <input type="checkbox"/>	 paris <input type="checkbox"/>	 bat <input type="checkbox"/>
 chair <input type="checkbox"/>	 christmas <input type="checkbox"/>	 the sun <input type="checkbox"/>
 pencils <input type="checkbox"/>	 dinner <input type="checkbox"/>	 fish and chips <input type="checkbox"/>

Challenge: On a separate sheet of paper, try and use one of the words that you have written with a capital letter in a sentence.

Calendar Challenge



Yolanda Year has been practising spelling the days of the week and the months of the year but she has forgotten one really important thing... they are all proper nouns that should start with a capital letter!

Write each name again so that it starts with a capital letter.

Days of the Week

monday _____

tuesday _____

wednesday _____

thursday _____

friday _____

saturday _____

sunday _____

Months of the Year

january _____

february _____

march _____

april _____

may _____

june _____

july _____

august _____

september _____

october _____

november _____

december _____

Create a Months Poster!

To further practise writing these words and using capital letters, why not make a bright, colourful poster with days of the week and months? This could be displayed in your home to help remember the days of the week and months of the year. There are many Twinkl display calendars that you could model your poster on, e.g.

Professor Punctuation's Challenge



All the words below are proper nouns and Professor Punctuation has spotted that they should be written with a capital letter. Please help her to correct the words by writing them out correctly. If you get stuck, use the alphabet at the bottom of the page to help you remember what each of the capital letters looks like. The first one has been done for you.

paris	<u>Paris</u>	mario	_____
susan	_____	monday	_____
pacific ocean	_____	july	_____
spain	_____	sarah	_____
england	_____	america	_____
mr brown	_____	scotland	_____
miss smith	_____	friday	_____
hope street	_____	march	_____

Fold along the dotted line to hide the alphabet.



A	B	C	D	E	F	G	H	I	J	K	L	M
a	b	c	d	e	f	g	h	i	j	k	l	m

N	O	P	Q	R	S	T	U	V	W	X	Y	Z
n	o	p	q	r	s	t	u	v	w	x	y	z

Common and Proper Nouns



Help Yolanda Year sort the following words into the correct columns. Correct the proper nouns by adding a capital letter when you place them in the 'Proper Nouns' column. Remember, proper nouns are the names of people, pets, places, days of the week and months.

Common Nouns	Proper Nouns

tuesday

pen

jack

november

london

africa

table

grass

park

miss brown

molly

game

garden

Add the Full Stops and Capital Letters

A full stop comes at the end of each sentence. Read these sentences. Write each one out correctly with a full stop and capital letters in the right place.

1. sarah and tom got wet in the rain

2. ben went on an adventure

3. jack had six coins in his bag

4. jill sat by the road to wait for her friend

5. mum sat on the big chair

6. susie twisted her long hair into a plait

7. snow drops onto the ground in winter

8. dad made a castle from sand when he went to the beach

Correct the Sentences

Read the sentences below. Professor Punctuation has noticed that there are lots of errors with the capital letters and full stops. Please help her by finding the mistakes and then writing out the sentences correctly.



Remember:

- Full stops come at the end of a sentence.
- Capital letters are used at the start of a sentence and for names of people, pets, places, days of the week and months (proper nouns).
- 'I' on its own is always a capital when you are talking about you!

1. kate fOund her Car keys. in the drawer

2. the qUick fox ran. aWay from thE farmer

3. thE. snow felL off the rOof

4. tim oPened tHe. present aNd saw a new toy

5. the hoRse had a lonG. tail

6. jon And sam haD to wait. for the bus

7. amy Ate hot soup. and bRead for her lunch





8. tilly. haD a cup oF tea

Give It a Go!

Look at the following images. Write a sentence about each picture and what the characters are doing. Remember to use capital letters and full stops. You can choose your own names for the people in the pictures and put them into your sentences.

Remember:

Say each sentence aloud before you write it to check it makes sense.

	<hr/> <hr/> <hr/>
	<hr/> <hr/> <hr/>
	<hr/> <hr/> <hr/>
	<hr/> <hr/> <hr/>

In the Countryside!

Read the following story. Try and spot where the full stops and capital letters should go. Using a coloured pencil, add the correct punctuation as you read. Then, in the space provided, write the paragraph out again correctly.



on monday, i went for a walk in the countryside my friend tom came too we walked past a field and saw a bull and some sheep tom told me to stand in front of the field he took out his camera and I smiled he took

my picture and we carried on walking next we saw the farmer outside his house he was called mr jones he was feeding corn to all the noisy chickens that ran around his legs i had a nice time at the farm

A Parent's Guide to Terminology

In year 1, your child will begin to learn about grammar. Please use this guide to support your child when completing the activities in this booklet. The terminology used has been taken from the National Curriculum. It is a statutory requirement that children in year 1 learn this terminology, which will support their learning as they move through school.

Noun - Nouns are words that are used for naming people, places, feelings, days, months and objects. They can be categorised into common nouns and proper nouns.

Common Nouns - Common nouns are words for everyday animals, places, things or ideas. They are used to name general items rather than specific ones. For example; boy, girl, pen, table, love, gate, house, field are all examples of common nouns. Common nouns always begin with a lower case letter unless they come at the start of a sentence.

Proper Nouns - A proper noun is a naming word for an individual person, place or organisation. For example; Julie, John, Cadbury, London, Miss Jones are all examples of proper nouns. Proper nouns should always start with a capital letter. Proper nouns also include days of the week and months.

Pronoun - A pronoun is a word that replaces a noun such as he, she, my, you, they, it. The personal pronoun 'I' is used when we are talking about ourselves. It is always capitalised.

Full Stops - Full stops are used to show where a sentence ends. In school, children are encouraged to practise saying a sentence aloud before writing it to ensure it makes sense. Sometimes it is hard for young children to identify when to use a full stop when they begin to write at sentences. Begin by supporting your child to write individual sentences before moving onto a short paragraph.

Year 1 English Capital Letters and Full Stop

Learning From Home Activity Booklet Answers

Find the Words!

London, Ben, Spain, Paris, Christmas

Calendar Challenge

Days of the Week:

Monday, Tuesday, Wednesday, Thursday, Friday, Saturday, Sunday

Months of the Year:

January, February, March, April, May, June, July, August, September, October, November, December

Capital Letters: Professor Punctuation's Challenge

Susan, Pacific Ocean, Spain, England, Mr Brown, Miss Smith, Hope Street, Mario, Monday, July, Sarah, America, Scotland, Friday, March.

Common and Proper Nouns

Common Nouns	Proper Nouns
<ul style="list-style-type: none">• pen• table• grass• park• game• garden	<ul style="list-style-type: none">• Tuesday• Jack• November• London• Africa• Miss Borwn• Molly

Year 1 English Capital Letters and Full Stop

Learning From Home Activity Booklet Answers

Add the Full Stops and Capital Letters

1. sarah and tom got wet in the rain
Sarah and Tom got wet in the rain.
2. ben went on an adventure
Ben went on an adventure.
3. jack had six coins in his bag
Jack had six coins in his bag.
4. jill sat by the road to wait for her friend
Jill sat by the road to wait for her friend.
5. mum sat on the big chair
Mum sat on the big chair.
6. susie twisted her long hair into a plait
Susie twisted her long hair into a plait.
7. snow drops onto the ground in winter
Snow drops onto the ground in winter.
8. dad made a castle from sand when he went to the beach
Dad made a castle from the sand when he went to the beach.

Correct the Sentences

1. kate fOund her Car keys. in the drawer
Kate found her car keys in the drawer.
2. the qUick fox ran. aWay from thE farmer
The quick fox ran away from the farmer.
3. thE. snow fell off the rOof
The snow fell off the roof.
4. tim oPened thE. present aNd saw a new toy
Tim opened the present and saw a new toy.
5. the hoRse had a lonG. tail
The horse had a long tail.
6. jon And sam haD to wait. for the bus
John and Sam had to wait for the bus.
7. amy Ate hot soup. and bRead for her lunch
Amy ate hot soup and bread for her lunch.
8. tilly. haD a cup oF tea
Tilly had a cup of tea.

In the Countryside!

On Monday, I went for a walk in the countryside. My friend Tom came too. We walked past a field and saw a bull and some sheep. Tom told me to stand in front of the field. He took out his camera and I smiled. He took my picture and we carried on walking. Next we saw the farmer outside his house. He was called Mr Jones. He was feeding corn to all the noisy chickens that ran around his legs. I had a nice time at the farm.